

Hi-Fi enthusiast meets home cinema, Gerrards Cross 



Rescuing a part-completed cinema room and home automation

When this client found their original system integrator company had ceased to trade part way through the project they turned to Cyberhomes for help.

A thorough review of the work done to date showed that a KNX solution was already installed to control the lighting and heating throughout the home, with a Control4 interface sitting on top for ease-of-use by the homeowners. However, whilst the equipment was installed it hadn't been fully programmed or commissioned. Cyberhomes ensured that the cable infrastructure was fully Fluke-tested to confirm it was fit-for-purpose and correctly

labelled, before final commissioning of the system to meet the requirements of the original brief. To allow the homeowner to benefit from our renowned smartSupport after-care programme, a Domotz network monitor was installed and some of the primary network hardware was upgraded to enterprise-grade equipment. Effort could then turn to the highly-specified basement cinema room.

Room structure


Again, the cinema room had been left partially completed. Equipment had been supplied and some of it already installed. A metal framework system was installed in the room and stretched fabric walls were in place. The first thing Cyberhomes did was a frequency sweep test, as the specified system would be capable of producing some very high sound pressure levels.

To ensure no resonance, even at high volumes, the existing framework was enhanced with a timber-based design


with solid bracing throughout to eliminate every possible room vibration.

High-specification equipment

Fortunately, the equipment that had been supplied for the cinema room was a high-specification and so Cyberhomes were happy to work with the kit that had already been procured. A Datasat processor provided the Dolby® Atmos™ 9.4.4 decoding which fed an array of Procella horn loaded speakers. There was also sufficient Furman power conditioning



DMX-controlled coloured LED lighting allows the whole ambience of the room to be easily altered to suit what is being watched



Luxurious Cineak cinema seating adds an extra touch of class to the overall cinema room design

already available although Cyberhomes replaced the very basic mains power strips with IP-controlled power distribution units. The AV equipment racks were rebuilt and re-cabled to Cyberhomes exacting standards to ensure long-term reliability.



Extensive power conditioning ensures optimum equipment performance

This is a perfect match for the Studiotek 100 Microperf fabric of the screen and with its 5,120 x 2,160 (5K UHD) native resolution ensures no loss of detail even when watching ultra-widescreen films.

Existing sources of Sky Q and Apple TV were enhanced with the supply of a Sony Ultra-HD Blu-Ray player and a

Stunning visuals

A 173" curved 2.40:1 Stewart screen incorporating motorised side masking had already been delivered to site; but no projector was there. Cyberhomes therefore specified a Barco Balder CinemaScope 4K with native 2.37:1 native aspect DLP engine and 5,600 ANSI lumens laser light source.



Lighting and heating control throughout the whole house was made simple by integrating the existing KNX system into a Control4 system with ten touch panels around the home

Kaleidescape 4K movie player capable of storing DVD and Blu-Ray discs for playback without any compression in either the picture or sound.

Sound to be reckoned with...

With the new framework now rock solid, the in-wall and in-ceiling speakers could be installed with the confidence that the room (and its audience) could withstand the volume levels the equipment was capable of generating without distortion.

The LCR speakers were Procella Audio P815 which were installed behind the screen. Surround, rear and Atmos height channel speakers were all Procella Audio P8. The Procella speaker array is driven by a combination of Datasat and Procella Audio amplifiers; with the low-end being supplemented by four subwoofers, two Procella Audio P18 FP at the front of the room and two Procella Audio P15 FP at the rear.

Vicoustic acoustic panels were installed to ensure the designed RT60 reverb performance could be achieved and then everything located out-of-sight behind new

acoustically-transparent fabric walls. The finishing touch was a starfield ceiling that also disguised the speakers installed there.

Exciting aesthetics

Cineak cinema seating was chosen for the room and this consisted of a chaise lounge in the primary seating position along with a luxurious Largo seat either side. The rear row of seating comprised of five Fortuny seats. DMX-controlled coloured LED lighting was incorporated into the ceiling coffer allowing the whole ambience of the room to be easily altered to suit what is being watched. Taking inspiration from the project that won Cyberhomes the **2018 Best Home Cinema award**, vertical LED lighting was also incorporated into the sawtooth design of the textured fabric walls.



A custom-designed projector housing was built by the Cyberhomes in-house fabrication team, which incorporates a Future Automation PST Projector Slide to allow for easy servicing of the Barco projector.



The Control4 home automation and control system that already controlled the rest of the house was programmed to make use of the cinema room as simple as possible with lighting automatically dimming and raising as play starts and stops.




AV equipment racks were completely rebuilt to meet Cyberhomes exacting standards; ensuring reliability and easy servicing and upgrading

"When my original installer vanished part-way through the cinema build I thought I would have to start again. Fortunately Cyberhomes came to the rescue. They took a pragmatic approach to utilising what had already been supplied and bringing the specification up to their exacting standards.


I am delighted with the result."

Homeowner, Gerrards Cross

Installed Systems

 Visual: Barco Balder CinemaScope 4k projector; Stewart 2.40:1 173" screen with motorised side masking*; Apple TV*; Sky Q*; Sony UBP-X1000ES UltraHD Blu-ray player; Kaleidescape Strato 4K media player; Kaleidescape DV 700 disc vault

Audio: Datasat RS20i Dolby Atmos processor*; 3 x Datasat RA2400 amplifiers*; 2 x Datasat RA7300 P8 amplifiers*; 2 x Procella Audio DA-05 DSP P15 amplifiers*; 2 x Procella Audio DA-06 DSP P18 amplifiers*; 3 x Procella Audio P815 speakers*; 4 x Procella Audio P8 surround speakers*; 2 x Procella Audio P8 rear speakers*; 4 x Procella Audio P8 ceiling speakers*; 2 x Procella Audio P18 FP subwoofers*; 2 x Procella Audio P15 FP subwoofers*; Vicoustic acoustic panels

 Control: Control4 EA-5 and CA-10 processors and SR250 remote handset

 Lighting control: KNX* + Control4

**Existing equipment not supplied by Cyberhomes*